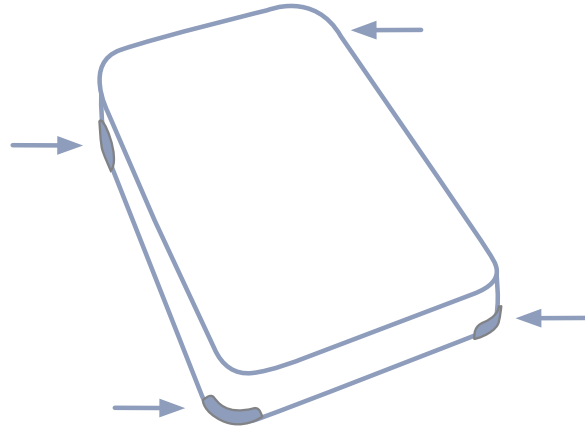


Installation & Care Instructions

The BedSok® Box Spring Cover is a practical yet visually appealing cover for the box spring. The combination of elastic and knit provides a forgiving construction that stays in place without shifting when the bed is in use or during daily cleaning.

Prepare Box Spring

Remove ALL protruding nails, staples and any sharp edges from box spring. Plastic brackets with rounded edges will be accommodated by the knit construction, but may be slightly visible when BedSok® is installed.



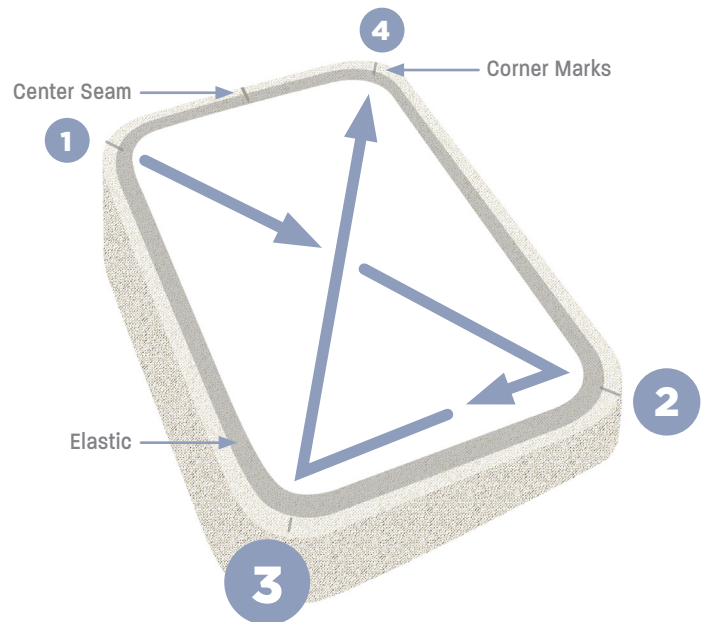
Putting Cover on Box Spring

Place center seam of box spring cover at center of headboard.

Stretch box spring cover


- over corner one
- then diagonally to corner two
- followed by corner three
- then corner four

Distribute cover evenly on top and bottom of box spring.



For King Mattress

One BedSok® Box Spring Cover can be placed around two box springs.



Care Instructions

Cold water wash. Use only mild detergent.
DO NOT use bleach.
DO NOT wash with towels or sheets.
DO NOT pull from machines.
NO fabric softener or dryer sheet.
Tumble dry low NOT EXCEEDING 140 degrees for 30 minutes.
Promptly remove from dryer.
Fold immediately. DO NOT PRESS OR IRON.
DO NOT Dry Clean

Failure to comply with these instructions may void manufacturer's warranty.